



TOWN OF LITTLE ELM

FAST FACTS

With 66 miles of shoreline, we are the Town with the Lake Attitude!

TOWN FINANCIALS

TOWN & STATE SALES TAX

8.25%

LITTLE ELM PROPERTY TAX RATE

\$0.589900/HUNDRED

DENTON COUNTY PROPERTY TAX RATE

\$0.189485/HUNDRED

ISD PROPERTY TAX RATE

LITTLE ELM: \$1.3329/HUNDRED
DENTON: \$1.2646/HUNDRED
FRISCO: \$1.2027/HUNDRED

COMBINED PROPERTY TAX RATE

LITTLE ELM: \$2.11
DENTON: \$2.04
FRISCO: \$1.98

DEMOGRAPHICS

MEDIAN HOUSEHOLD INCOME
\$126,004

2024 MEDIAN HOME VALUE
\$630,874

MEDIAN AGE:
36.5

POPULATION

May  **62,504**
Population at Build Out: 107,000

2024  **350,954**
Retail Trade Area-15 min drive time

2029  **398,162**
Retail Trade Area-15 min drive time



TOWN AREA

- Square miles including the lake: 22.64
- Square miles excluding the lake: 16.58
- Elevation: 522 to 596 feet above sea level
- 66 miles of shoreline on Lewisville Lake
- Zip Codes: 75033, 75036, 75068, 76227, 75034
- Denton County, Texas

TRANSPORTATION

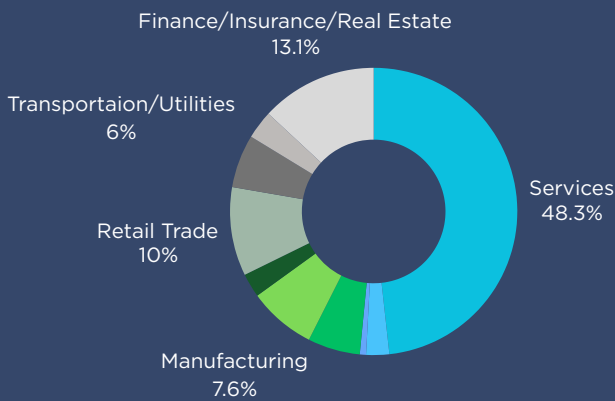


DFW International
26.4 miles / 33 minutes
Dallas Love Field
32.6 miles / 48 minutes

MAJOR HIGHWAYS

- North and South
 - Interstate 35E
 - Dallas North Tollway
 - FM 423
- East and West
 - Eldorado Parkway
 - SH 121
 - U.S. Highway 380

TOTAL EMPLOYMENT BY INDUSTRY



EDUCATION

Serving Town of Little Elm

Little Elm ISD

1 High School
2 Middle Schools
6 Elementary Schools
1 STEM Academy

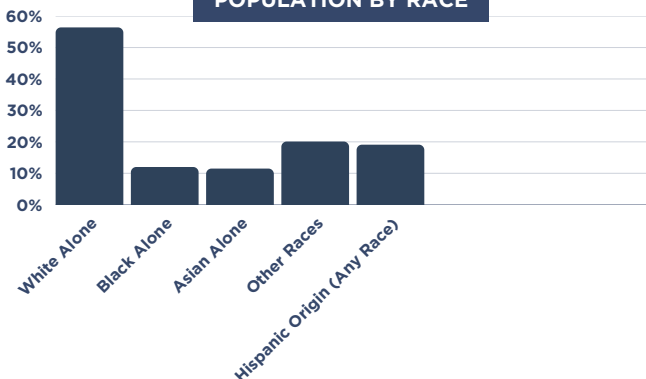
Denton ISD

1 High School
2 Middle School
5 Elementary Schools

Frisco ISD

2 High Schools
5 Middle Schools
6 Elementary Schools


POPULATION BY RACE



Defined by self-identification. Hispanic origin refers to ethnicity, not race. Persons of Hispanic origin may be of any race.

MAJOR EMPLOYERS/# OF EMPLOYEES

 Little Elm ISD
1110

 Town of Little Elm
469

 Kroger
105

 Lowes Home Store
117

 Retractable Technologies
203

 Holt Cat
87