



# TOWN OF LITTLE ELM

## FAST FACTS

With 66 miles of shoreline, we are the Town with the Lake Attitude!

### TOWN FINANCIALS

**TOWN & STATE SALES TAX**

8.25%

**LITTLE ELM PROPERTY TAX RATE**

\$0.559900/HUNDRED

**DENTON COUNTY PROPERTY TAX RATE**

\$0.187869/HUNDRED

**ISD PROPERTY TAX RATE**

LITTLE ELM: \$1.2252/HUNDRED  
DENTON: \$1.1592/HUNDRED  
FRISCO: \$1.2027/HUNDRED

**COMBINED PROPERTY TAX RATE**

LITTLE ELM: \$1.97  
DENTON: \$1.91  
FRISCO: \$1.95

### DEMOGRAPHICS

**MEDIAN HOUSEHOLD INCOME**  
\$126,004

**2026 MEDIAN HOME VALUE**  
\$630,874

**MEDIAN AGE:**  
36.5

### POPULATION

**May**  **64,261**  
Population at Build Out: 107,000

**2026**  **350,954**  
Retail Trade Area-15 min drive time

**2029**  **398,162**  
Retail Trade Area-15 min drive time



### TOWN AREA

- Square miles including the lake: 22.64
- Square miles excluding the lake: 16.58
- Elevation: 522 to 596 feet above sea level
- 66 miles of shoreline on Lewisville Lake
- Zip Codes: 75033, 75036, 75068, 76227, 75034
- Denton County, Texas

### TRANSPORTATION



**DFW International**  
26.4 miles / 33 minutes  
**Dallas Love Field**  
32.6 miles / 48 minutes

#### MAJOR HIGHWAYS

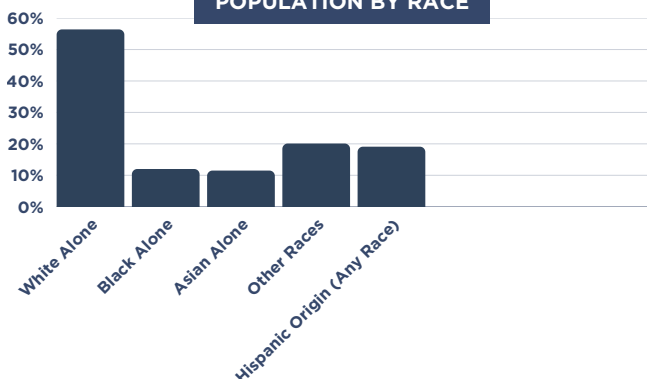
- North and South
  - Interstate 35E
  - Dallas North Tollway
  - FM 423
- East and West
  - Eldorado Parkway
  - SH 121
  - U.S. Highway 380



### TOTAL EMPLOYMENT BY INDUSTRY

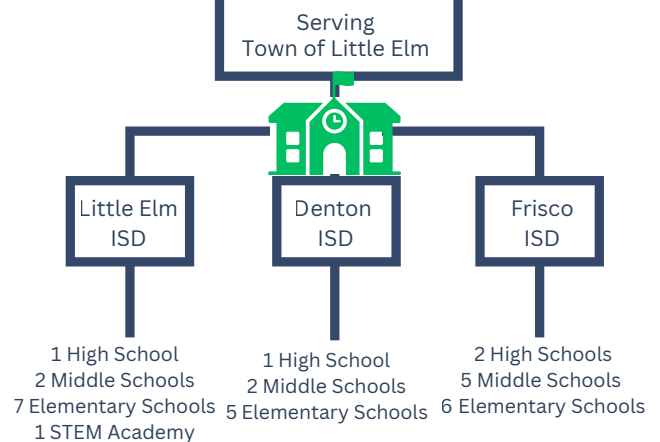


### POPULATION BY RACE




Defined by self-identification. Hispanic origin refers to ethnicity, not race. Persons of Hispanic origin may be of any race.

### EDUCATION



### MAJOR EMPLOYERS/# OF EMPLOYEES

 Little Elm ISD  
1025

 Town of Little Elm  
469

 Kroger  
105

 Lowes Home Store  
117

 Retractable Technologies  
203

 Holt Cat  
87